


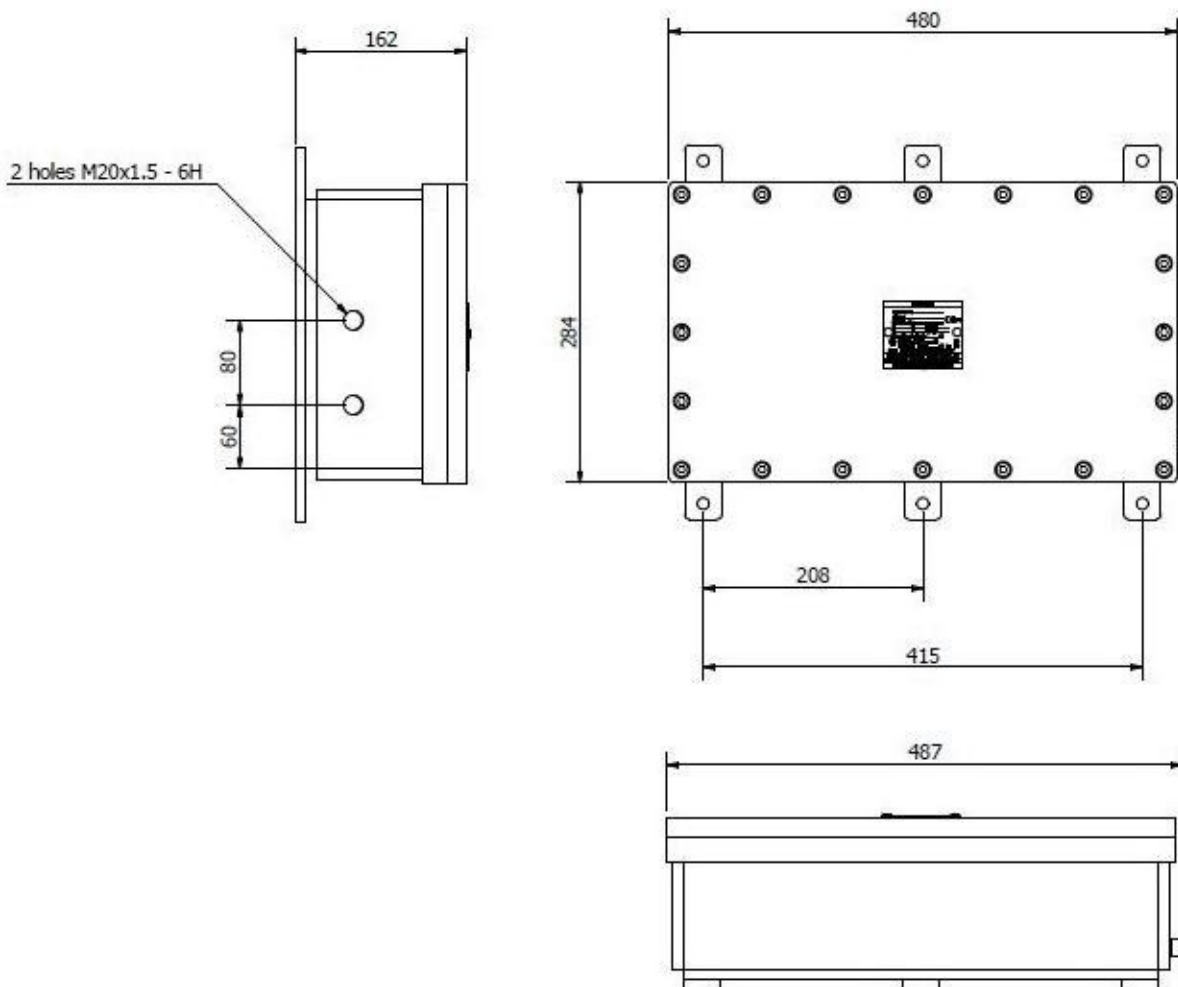
DESCRIPTION

The battery charger unit is available in 12V or 24V configurations; this must be decided by ordering the correct variant and cannot be changed by the user. This equipment is designed specifically for use in hazardous areas (ATEX directive 94/9/EC) and is mechanically protected by a robust aluminum casing.


This equipment must be installed and maintained in accordance with EN 60079-14 and 17. Failure to observe any instructions in this data sheet may invalidate any warranty agreement.



DIMENSIONS



TECHNICAL DATA

Type of protection:	Ex d
Marking:	 II 2G Ex d IIB T6 Gb II 2D Ex t IIIC 85°C Db
IP rating:	IP66
Temperature class:	T6
Certificate number:	SEV 10ATEX0133X
Enclosure material:	Aluminium EN485
Dimensions:	480 x 284 x 162 mm
Ambient Temperature:	-20 °C to +40 °C
Input:	90-264V AC 47-63Hz 5A
Output:	12V DC 10A

MOUNTING/INSTALLATION

The enclosure and contents may **not** be modified or components added without the express permission of Pyroban as this is likely to invalidate the equipment certification.

The enclosure should be mounted to a fixed base or bracket by M10 screws through the holes provided on the bars stretching across the enclosure.

Ensure that the enclosure is electrically bonded to the chassis on which it is mounted.

Connection into the enclosure is to be made through suitable M20 glands. Plain single, multi core cable, braided single or multi core cable can be used.

Plain cables must be of a round cross section for the cable entry gland to seal on. Braided cable must have a plain round inner and outer sheath for the gland to seal on.

Cables leading to the enclosure should be clamped to prevent twisting or pulling.

The enclosure is always supplied with contents fitted. The layout of these parts **should not** be modified except with the express permission of Pyroban as this may invalidate certification.

Connect equipotential bonding conductor to enclosure earth bonding boss M8.

INSPECTION & MAINTENANCE

This should be carried out in a safe area.

Monthly recommended visual inspection as per EN 60079-17

Annual close and detailed inspection as per EN 60079-17

- Inspect unit for internal and external damage
- Check connectors
- Tightness of screws
- Equipotential bonding conductors

If any defects are found contact Pyroban for advice.

LIMITATIONS

Maximum voltage permissible at terminals is 90-264V. Maximum current permissible for each terminal is 10A. Maximum internal surface temperature permissible for conductors is 70°C. Do not pressure wash the enclosure. Enclosure must be de-energised before opening. Glands should have minimum IP protection of IP66. Only use glands suitable for cable size. Install glands

according to EN 60079-14. Do not add unapproved components inside enclosure as this will void warranty and certification.

REPLACEMENT

For all replacement parts, contact our Customer Services department.

Use only genuine Pyroban parts. Order spares or replacement parts directly from Pyroban quoting the Pyroban Part Number. Note: Fitting of incorrect parts will invalidate certification.

MARKING INFORMATION

Marking

Certificate number:

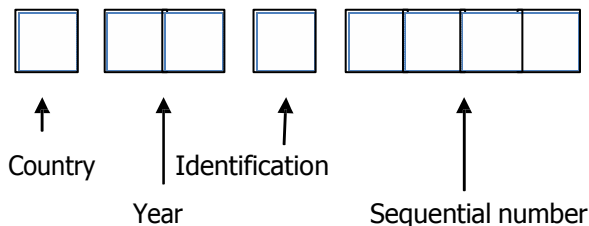
Certification code: Ex d IIB T6 Gb
Ex t IIIC T85° Db

Protection: IP66
Ambient range: -20 °C to +40°C

Serial number: xxxxxxxx

Other marking:  II 2G
II 2D

Serial number format:



For example:

C11E0093 would indicate-

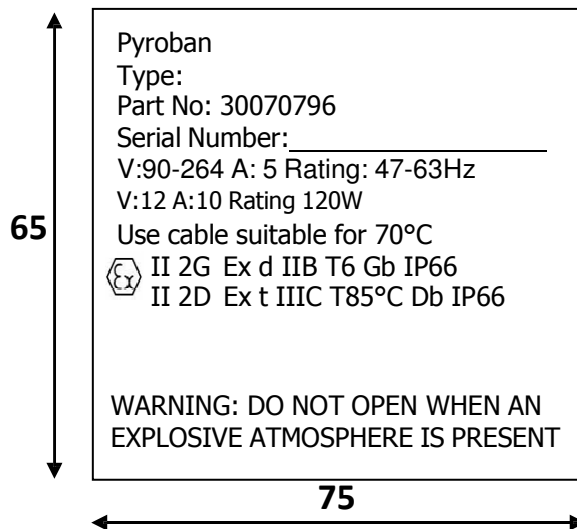
C for Pyroban UK Ltd

11 for year of manufacture 2011

E to identify an enclosure

0093 is the sequential number

Actual Label



Label to be 1.5mm stainless steel.

DECLARATION OF CONFORMITY

We, Pyroban Limited, Dolphin Road, Shoreham-by Sea, Sussex, BN43 6QG, UK, declare that the component mentioned in this data sheet has been designed and manufactured in accordance with the essential health and safety requirements of Directive 94/9/EC(ATEX) inclusive of subsequent amendments. Compliance with these Directives is established by meeting the technical requirements of the relevant CEN and CENELEC standards.



David Waring CEng MIMechE
Engineering Manager

OTHER INFORMATION

Nothing contained in this brochure is intended to extend any warranty or representation, expressed or implied, regarding the products described herein. Any such warranties or other terms and conditions of sale of products shall be in accordance with Pyroban's standard terms and conditions of sale for such products, which are available upon request. Specifications and machinery may be altered without notice at any time.

CONTACTS

Pyroban Limited Dolphin Road Shoreham-by-Sea W. Sussex BN43 6QG United Kingdom	Pyroban Benelux BV Grotenoord 24- 26 - 3341 LT P.O. Box 229-3340 AE AEHendrik Ido Ambacht Nederland	Pyroban Suzhou Workshop B2 North Lou Zhong Lu Suzhou Industrial Park 215122 Suzhou Jiangsu Province P.R.China
Telephone: +44 (0) 1273 456800 Email: customerservice@pyroban.com	Telephone: +31 (0) 78 6819377 Fax: +31 (0) 78 6818213 Email: sales@pyroban.nl	Telephone: +86 512 6275 5875 Email: pyrobansuzhou@pyroban .com

www.pyroban.com